


Tuf-Tite® Effluent Filters.



86 ft. of
1/16"
filtration
area.

EF-4

800 gpd

NSF_® ANSI/NSF
Standard 46

4" Sch. 40 &
SDR-35


NSF_®

800 GPD
ANSI/NSF
Standard 46

TB-4
T-Baffle™

NSF_® ANSI/NSF
Standard 46
COMPONENT

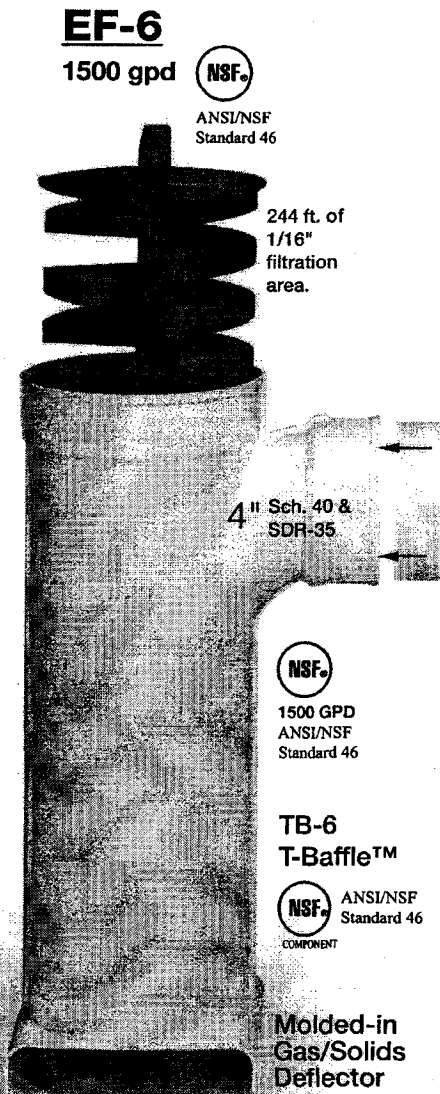
Patent Numbers
6,319,403; D 431,629; other
pats. pending.



Rear of EF-4
filter - close-up.



Optional Gas Baffle for EF-4
for extended filter life.



EF-6

1500 gpd

NSF_®
ANSI/NSF
Standard 46

244 ft. of
1/16"
filtration
area.

4" Sch. 40 &
SDR-35

NSF_®

1500 GPD
ANSI/NSF
Standard 46

TB-6
T-Baffle™

NSF_® ANSI/NSF
Standard 46
COMPONENT

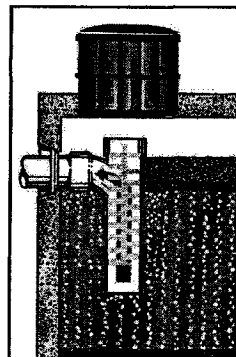
Molded-in
Gas/Solids
Deflector

EF-4
EF-6 NSF_® ANSI/NSF
Standard 46

TB-4
TB-6 NSF_® ANSI/NSF
Standard 46
COMPONENT


Tough Problem

Solids entering the septic field significantly reduce the life of the field, resulting in premature failure of the entire system.




TUF-TITE Solution

The EF-4 Effluent Filter, filters solids down to 1/16", increasing the life of your septic system.



Molded-in lid gasket.

No fighting with flimsy foam rubber gaskets. Assures a watertight seal every time.



Screws on outside of Riser, where they belong, away from corrosive gases.

Every filter needs a Riser

for easy cleaning and inspection. Stackable, interlocking Risers make filter maintenance easy. Available in 12", 16", 20", and 24" diameters.